



R. T. EXPORTS LTD

Date: 13 July, 2015

To,
The Manager,
Listing Department,
Bombay Stock Exchange,
Mumbai

Scrip Code: 512565

Sub: - Submission of Shareholding pattern under Clause 35 of the Listing Agreement for the quarter ended 30th June, 2015

Dear Sir,


With reference to above mentioned subject, please find enclosed herewith Shareholding pattern under clause 35 for the quarter ended 30th June, 2015 as per the listing agreement.


Kindly acknowledge the receipt of the same.

Thanking you

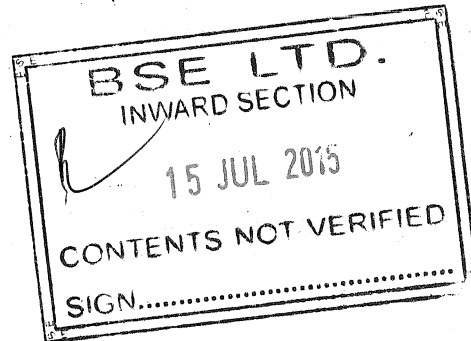
Yours Truly,

For R.T. Exports Limited



Director & CFO
DIN:00160121



Enclosure: a/a




(1) (a)	Statement showing Shareholding Pattern								
Name of the Company: R.T.EXPORTS LTD									
BSE Scrip Code - 512565, class of security: Equity									
Quarter ended: 30th June, 2015									
	Partly paid-up shares:-		No. of partly paid-up shares	As a % of total no. of partly paid-up shares	As a % of total no. of shares of the company				
	Held by Promoter / Promoter Group		0	0.00	0.00				
	Held by public		0	0.00	0.00				
	Total		0	0.00	0.00				
	Outstanding convertible securities:-		No. of outstanding securities	As a % of total No. of outstanding convertible securities	As a % of total no. of shares of the company, assuming full conversion of the convertible securities				
	Held by Promoter / Promoter Group		0	0.00	0.00				
	Held by public		0	0.00	0.00				
	Total		0	0.00	0.00				
	Warrants:-		No. of warrants	As a % of total no. of warrants	As a % of total no. of shares of the company, assuming full conversion of warrants				
	Held by Promoter / Promoter Group		0	0.00	0.00				
	Held by public		0	0.00	0.00				
	Total		0	0.00	0.00				
	Total paid-up capital of the company assuming full conversion of warrants and convertible securities								4359000




Handwritten signature or initials.

Category Code	Category of shareholder	Number of shareholders	Total number of shares	Number of shares		Total shareholding as a percentage of total number of shares			Shares pledged or otherwise encumbered			
				held in dematerialised form	(V)	As a percentage of (A+B) (VI)	As a percentage of (A+B+C) (VII)	(VIII)	Number of shares	As a percentage (IX) = (VIII)/(IV)*100		
											(IV)	(III)
(A)	Promoter and Promoter Group											
1	Indian											
(a)	Individuals/Hindu Undivided Family	5	2782106	0	2782106	63.82	63.82	0	0.00	0.00		
(b)	Central Government/State Government(s)	0	0	0	0	0.00	0.00	0	0.00	0.00		
(c)	Bodies Corporate	1	100181	0	100181	2.30	2.30	0	0.00	0.00		
(d)	Financial Institutions / Banks	0	0	0	0	0.00	0.00	0	0.00	0.00		
(e)	Any Other (specify)	0	0	0	0	0.00	0.00	0	0.00	0.00		
	Sub Total (A)(1)	6	2882287		2882287	66.12	66.12	0	0.00	0.00		
2	Foreign											
(a)	Individuals (Non-Resident Individuals/Foreign Individuals)	0	0	0	0	0.00	0.00	0	0.00	0.00		
(b)	Bodies Corporate	0	0	0	0	0.00	0.00	0	0.00	0.00		
(c)	Institutions	0	0	0	0	0.00	0.00	0	0.00	0.00		
(d)	Qualified Foreign Investors	0	0	0	0	0.00	0.00	0	0.00	0.00		
(e)	Any Other (specify)	0	0	0	0	0.00	0.00	0	0.00	0.00		
	Sub Total (A)(2)	0	0	0	0	0.00	0.00	0	0.00	0.00		
	Total Shareholding of Promoter and Promoter Group (A)=(A)(1)+(A)(2)	6	2882287		2882287	66.12	66.12	0	0.00	0.00		
(B)	Public shareholding											
1	Institutions											
(a)	Mutual Funds/UTI	2	300	0	300	0.01	0.01	0	0.00	0.00		
(b)	Financial Institutions / Banks	1	500	0	500	0.01	0.01	0	0.00	0.00		
(c)	Central Government/State Government(s)	0	0	0	0	0.00	0.00	0	0.00	0.00		
(d)	Venture Capital Funds	0	0	0	0	0.00	0.00	0	0.00	0.00		



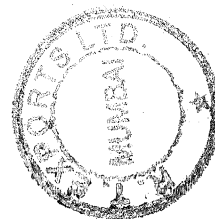
Handwritten signature or initials.

(e)	Insurance Companies	0	0	0	0	0.00	0.00	-
(f)	Foreign Financial Institutions	0	0	0	0	0.00	0.00	-
(g)	Foreign Venture Capital Investors	0	0	0	0	0.00	0.00	-
(h)	Qualified Foreign Investors	0	0	0	0	0.00	0.00	-
(i)	Any Other (specify)	0	0	0	0	0.00	0.00	-
2	Sub Total (B) (1)	3	800	0	0	0.00	0.02	-
(a)	Non-institutions							
	Bodies Corporate	35	76747	73547	1.76	1.76	1.76	-
(b) (i)	Individuals - shareholders holding nominal share capital up to Rs 1 Lakh	1937	504220	346332	11.57	11.57	11.57	-
(ii)	Individual shareholders holding nominal share capital in excess of Rs. 1 Lakh	6	279411	279411	6.41	6.41	6.41	-




Handwritten signature or initials.

Category code	Category of shareholder	Number of shareholders	Total number of shares	Number of shares		Total shareholding as a percentage of total number of shares			Shares pledged or otherwise encumbered			
				held in dematerialised form	(V)	As a percentage of (A+B) (VI)	As a percentage of (A+B+C) (VII)	(VIII)	Number of shares	As a percentage (IX) = (VIII)/(IV)*100		
											(IV)	(III)
(I)	(II)											
(c)	Qualified Foreign Investors	0	0	0	0	0.00	0.00	0.00	-	-	-	-
(d)	Any Other											
i	Non Resident Indians (Repat)	197	58680		31680	1.35	1.35	1.35	-	-	-	-
ii	Non Resident Indians (Non Repat)	9	1900		1900	0.04	0.04	0.04	-	-	-	-
iii	Foreign Companies	1	550000		0	12.62	12.62	12.62	-	-	-	-
iv	Clearing Member	1	400		400	0.01	0.01	0.01	-	-	-	-
v	Directors / Relatives	0	0		0	0.00	0.00	0.00	-	-	-	-
vi	HUF	7	4555		4555	0.10	0.10	0.10	-	-	-	-
	Sub Total (B)(2)	2193	1475913		737825	33.86	33.86	33.86	-	-	-	-
	Total Public Shareholding Public Group (B)=(B)(1)+(B)(2)	2196	1476713		737825	33.88	33.88	33.88	NA	NA	NA	NA
	Total (A)+(B)	2202	4359000		3620112	100.00	100.00	100.00				
(C)	Shares held by custodians and against which Depository Receipts have been issued											
i	Promoter and Promoter group	0	0		0	0.00	0.00	0.00	0.00	0.00	0.00	0.00
ii	Public	0	0		0	0.00	0.00	0.00	0.00	0.00	0.00	0.00
	Sub Total (C)	0	0		0	0.00	0.00	0.00	0.00	0.00	0.00	0.00
	GRAND TOTAL (A)+(B)+(C)	2202	4359000		3620112	100.00	100.00	100.00	0.00	0.00	0.00	0.00



13


(I) b)	Statement showing holding of securities (including shares, warrants, convertible securities) of persons belonging to the category "Promoter and Promoter Group"											
	Sr. No.	Name of the shareholder	Details of Shares held		Encumbered shares		Details of warrants			Details of convertible securities		Total shares (including underlying shares assuming full conversion of warrants and convertible securities) as a % of diluted share
Number of shares held			As a % of grand total (A)+(B)+(C)	No.	As a percentage (VI)=(V)/(II I)*100	As a % of grand total (A)+(B)+(C) of sub-clause (I)(a)	Number of warrants held	As a % total number of warrants of the same class	Number of convertible securities held	As a % total number of convertible securities of the same class		
(II)	(III)	(IV)	(V)	(VI)	(VII)	(VIII)	(IX)	(X)	(XI)	(XII)		
1	Rashmi C. Bhimiyani (AAAHRI160E)	1756527	40.30	0	0.00	0	0.00	0	0.00	0	0.00	40.30
2	Rekha R Bhimiyani (AADPB8686L)	439169	10.07	0	0.00	0	0.00	0	0.00	0	0.00	10.07
3	Bhavik R Bhimiyani (AABPB4736F)	416460	9.55	0	0.00	0	0.00	0	0.00	0	0.00	9.55
4	Rashmi C. Bhimiyani (HUF) (AAAHRI160E)	158750	3.64	0	0.00	0	0.00	0	0.00	0	0.00	3.64
5	Peninsula Gateways Pvt. Ltd (AACC3014Q)	100181	2.30	0	0.00	0	0.00	0	0.00	0	0.00	2.30
6	N H Popat (ADFFP0268F)	11200	0.26	0	0.00	0	0.00	0	0.00	0	0.00	0.26
	TOTAL	2882287	66.12	0	0.00	0	0.00	0	0.00	0	0.00	66.12




23

(D)(c)(i) Sr. No.	Statement showing holding of securities (including shares, warrants, convertible securities) of persons belonging to the category "Public" and holding more than 1% of the total number of shares									
	Name of the shareholder	Number of shares held	Shares as a percentage of total number of shares [i.e., Grand Total (A)+(B)+(C) indicated in Statement at para (D)(a) above]	Details of warrants		Details of convertible securities		Total shares (including underlying shares assuming full conversion of warrants and convertible securities) as a % of diluted share capital		
				Number of warrants held	As a % total number of warrants of the same class	Number of convertible securities held	% w.r.t total number of convertible securities of the same class			
1	HARMONY HOLDING LIMITED	550000	12.62	0	0.00	0	0.00	12.62		
2	BHUSHAN KARIA	183145	4.20	0	0.00	0	0.00	4.20		
	TOTAL	733145	16.82	0	0.00	0	0.00	16.82		16.82


(D)(c)(ii) Sr. No.	Statement showing holding of securities (including shares, warrants, convertible securities) of persons (together with PAC) belonging to the category "Public" and holding more than 5% of the total number of shares of the company									
	Name(s) of the shareholder(s) and the Persons Acting in Concert (PAC) with them	Number of shares	Shares as a percentage of total number of shares [i.e., Grand Total (A)+(B)+(C) indicated in Statement at para (D)(a) above]	Details of warrants		Details of convertible securities		Total shares (including underlying shares assuming full conversion of warrants and convertible securities) as a % of diluted share capital		
				Number of warrants	As a % total number of warrants of the same class	Number of convertible securities held	% w.r.t total number of convertible securities of the same class			
1	HARMONY HOLDING LIMITED	550000	12.62	0	0.00	0	0.00	12.62		
	TOTAL	550000	12.62	0	0.00	0	0.00	12.62		12.61757284



<u>Statement showing details of locked-in shares</u>			
(I)(d)			
Sr. No.	Name of the shareholder	Category of shareholder (Promoters/Public)	Number of Locked in Shares
1	NIL	NIL	-
TOTAL			0
			0.00
			0



Statement showing details of Depository Receipts (DRs)					
(II)(a)	Sr. No.	Type of outstanding DR (ADRs, GDRs, SDRs, etc.)	Number of outstanding DRs	Number of shares underlying outstanding DRs	Shares underlying outstanding DRs as a percentage of total number of shares {i.e., Grand Total (A)+(B)+(C) indicated in Statement at para (I)(a) above}
	1	NIL	NIL	NIL	NIL
	TOTAL		NIL	NIL	NIL



2

Statement showing holding of Depository Receipts (DRs), where underlying shares held by "Promoter/Promoter Group" are in excess of 1% of the total number of shares					
(II) (b)	Sr. No.	Name of the DR Holder	Type of outstanding DR (ADRs, GDRs, SDRs, etc.)	Number of shares underlying outstanding DRs	Shares underlying outstanding DRs as a percentage of total number of shares [i.e., Grand Total (A)+(B)+(C) indicated in Statement at para (I)(a) above]
	1	NIL	NIL	NIL	NIL
		TOTAL	NIL	NIL	NIL

